

### Project Information

Job Name: \_\_\_\_\_

Location: \_\_\_\_\_

Catalog#: \_\_\_\_\_

Contact/Phone: \_\_\_\_\_

# MedLux® Ceiling CCT

RGB LED color changing troffer

## MRI-Safe 4x4

### PRODUCT DESCRIPTION

Everbrite Lighting is proud to introduce the latest in MRI lighting technology – MedLux® Color Changing Troffer (CCT) – color changing lighting system for MRI suite applications. MedLux® CCTs use high quality, long-life LEDs to provide a full range of colors.

### PRODUCT FEATURES

#### LED Light Source

Features proven, high quality LEDs

Engineered heat displacement

#### 100% MRI Safe

All non-ferrous construction

Shielded, filtered electronics

#### Low Voltage System

Quick Connections

#### Fully Assembled

Engineered

#### System Includes:

- Color Changing Troffer
- Power Supply
- Power Distribution Panel
- Power/Signal Feed Cable
- Control Keypad

### BENEFITS

- Long-life (rated 50,000 L70/70,000 hours useful)
- Maintenance-free
- Low energy consumption
- No UV or IR emissions

- Cool operation, prevents premature LED failures

- No restrictions on mounting locations


- Interference-free MRI images

- Easy to install (Class 2 wiring)

- Reduces field labor costs

- Driver Module
- Satin Ice Diffuser Panel
- Installation Diagram
- Installation Instruction Manual

**Note:** One (1) facility filter and three (3) signal filters required - supplied by others.



Pictured - 4' x 4' Ceiling Color Changing Troffer while green

• **Five (5) Year Limited Warranty**

• **Custom Design & Engineering Available**

• **Other Medical Lighting Products Available**

- MedLux® LED Ceiling GPI (non-MRI)
- MedLux® LED Wall GPI
- MedLux® XLS MRI-Safe LED Lighting System

# MedLux<sup>®</sup> Ceiling CCT

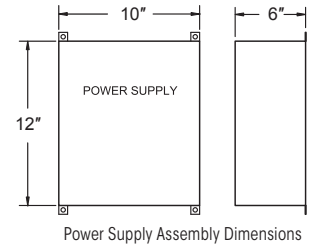
RGB LED color changing troffer

MRI-Safe 4x4

## GENERAL SPECIFICATIONS

### Color Changing Troffer

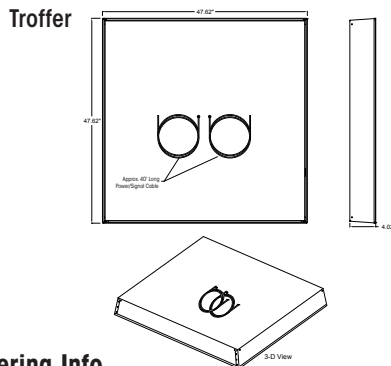
Dimensions	47.62"L x 47.62"W x 4.02"H (requires 48" x 48" rough opening)
Weight	28.0 lb. (excluding graphic panel) <b>Note:</b> suspension ceiling installation requirements may vary. Consult your local building authority for code compliance.
Light Source	RGB color strips
Input Voltage	24 Volts DC
Input Current	5.25 Amps
Wattage	126 Watts
Electrical Connections	Punch-down terminal block; 80 ft. cable supplied
Listing	UL2108, UL8750; CSA C22.2 No. 9.0-96; cULus E361133



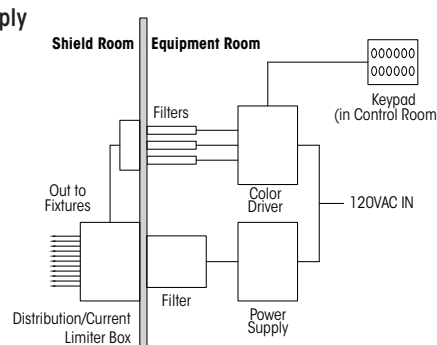
### Power Supply Units

<b>Dimensions</b>	<b>ELT150-24U, -24C; 150W</b> 12"H x 10"W x 6"D	<b>ELT300-24M; 300W</b> 12"H x 10"W x 6"D	<b>ELT600-24U, -24C; 600W</b> 12"H x 10"W x 6"D
<b>Enclosure</b>	NEMA Type 1 (supplied)	NEMA Type 1 (supplied)	NEMA Type 1 (supplied)
<b>Weight</b>	Est. 16 lbs.	Est. 16 lbs.	Est. 16 lbs.
<b>Input Voltage</b>	110/220VAC (switch selectable) <b>Note:</b> Optional step-down transformer available	110/220VAC (switch selectable) <b>Note:</b> Optional step-down transformer available	110/220VAC (switch selectable) <b>Note:</b> Optional step-down transformer available
<b>Input Current</b>	2.27A (250VA) max. @ 110V; 1.14A (250VA) max. @ 220V	4.6A (500VA) max. @ 110V; 2.3A (500VA) max. @ 220V	9.1A (1kVA) maximum @ 110V; 4.6A (1kVA) maximum @ 220V
<b>Output Voltage</b>	24VDC +/- 3%	24VDC +/- 3%	24VDC +/- 3%
<b>Output Current</b>	6.25A max	12.5A max	25A max
<b>Safety Agency</b>	UL60950; EN60601		
<b>Approval/Rating</b>	U = UL, C = CE, M = Medical (choose one) <b>Note:</b> Medical rated device available but not required due to nature of product/application.		

### Product Layout



### Power Supply



### Ordering Info

Using the "TOTAL CCTs" (A) - Find that number in the left-hand column below and write in the corresponding CIRCUIT count that appears to the right.

MODEL	SIZE	TOTAL CCTs	NUMBER OF CIRCUITS
CCT	44	01	2
		02	4
		03	6

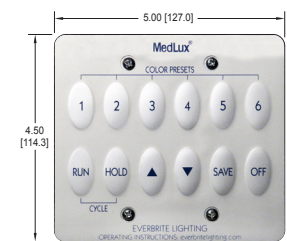
Enter 2, 4 or 6

MOUNTING	APPLICATION	CONTROLLER METHOD
S	F	K
STANDARD (IMPERIAL)	MRI-SAFE (FILTERED)	KEYPAD CONTROLLER
		OTHER (SPECIFY _____)

**SAMPLE:** CCT 44 02 - 4 - S F K

### Control Keypad Features:

- Adjustable speed setting (set during installation process)
- Six (6) static color presets
- Run mode for continuous color changing at a predetermined speed
- Color fine tune adjustment



**Control keypad must be located OUTSIDE the shield room**

### Diffuser Panel Mounting

CCT systems can be mounted in drop grid or recessed hard surface (gypsum board) ceilings. The finish rough opening framework should be designed to hold the acrylic diffuser and can be mounted directly to rough-in framing with non-ferrous fasteners. Since this lighting system uses long life, highly reliable LEDs, it is not necessary to provide easy access to the interior of the fixture.



Everbrite Lighting • 4949 South 110th Street  
P.O. Box 20020 • Greenfield, Wisconsin 53220-0020  
(800) 610-6053 • fax (414) 529-7191  
email - [elf@everbrite.com](mailto:elf@everbrite.com) or [www.everbritelighting.com](http://www.everbritelighting.com)



LED MEDICAL LIGHTING TECHNOLOGY

Patent Pending - Everbrite, LLC. © 2015 - Everbrite Lighting. All rights reserved. Everbrite Lighting and MedLux are trademarks of Everbrite, LLC. E1340-0315  
Specifications are subject to change without notice. All other images, service marks, trademarks and registered trademarks shown are the exclusive property of their respective companies.